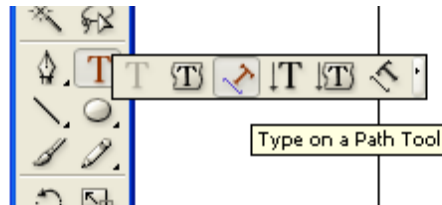
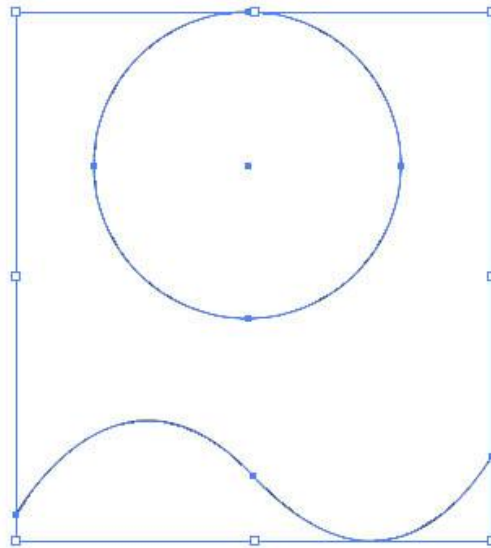


Text along a path

You will make two kinds of paths- an open path and a closed one- and you'll write text along those paths using the path type tool.



You can start by making two paths. I made an ellipse and a curved path with the pen tool.



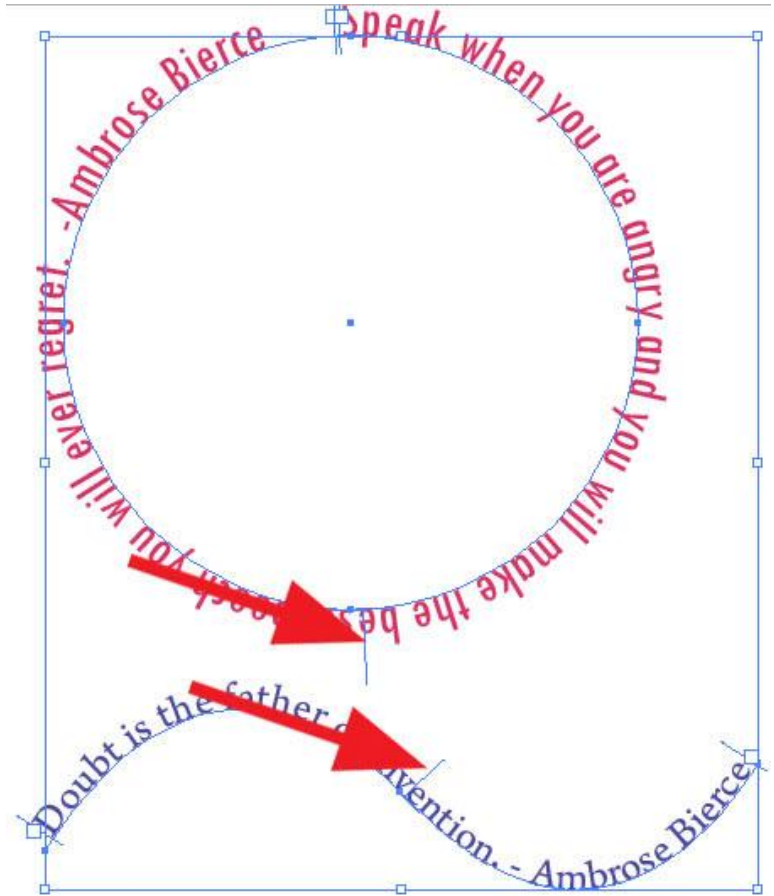
Select the "type on path" tool, click along a path and write some text.

Now you have text along path. What if you need this text from the other side of the line or inside the circle? It is simple!

Choose "Direct Selection Tool" (the white arrow), and click on text you need to transform.



Three guides will appear – on the beginning of the text, at the end of the text and middle guide. Click and drag the middle guide and pull it to the center of the circle (to the other side of the open path), then release the mouse.



Your text now is from the other side of the line!

You can also use two other guides to move the text along path using "Direct Selection Tool."

